

Indispensable for all professional still life photographers, Manfrotto Still Life tables are made with lightweight aluminum tubing, dedicated clamps and translucent white Perspex covers for back- or front-lighting of your subject. Their design allows continuous adjustment of the curved backdrop at different angles, making them ideal for product photography. Full modularity makes the table easy to assemble and disassemble. The Manfrotto Still Life line is complete with the well-known Multiclamp system. This extremely flexible and modular system allows you to design and create all sorts of supports that can be easily set up, dismantled and reused for completely different applications. Several accessories will allow you to deal with specific problems.

## Contents

|                    | Page |
|--------------------|------|
| Still life tables  | 102  |
| Clamps             | 104  |
| Feet and wheels    | 107  |
| Miscellaneous      | 108  |
| Panels and holders | 109  |

Multi-purpose shooting tables.

Model 220 is fully compatible with the Multiclamp range giving you the possibility to modify and adapt its features to your needs.

Easily assembled/disassembled aluminium structure.



**STILL LIFE TABLE 220 <sup>B</sup>**



18,6kg



15kg

Still Life Table with white, translucent perspex cover for back or front lighting.  
 Size of panel: 200cm x 122cm.  
 Distance from floor to flat surface: 83cm.  
 Height with back on vertical position: 193cm.  
 Adjustable tilting back.

**STILL LIFE TABLE WITHOUT COVER 220PSL <sup>B</sup>**

Not illustrated

Same as 220, without perspex cover.

**PERSPEX COVER FOR STILL LIFE TABLE 220PX**

Not illustrated

White, translucent perspex cover for back or front lighting.  
 Size of panel: 200 x 122cm.



Quick-change spring clips hold the table cover to the frame.



Adjustable tilting back.



Easy tool-free assembly.



**MINI STILL LIFE TABLE 320 <sup>B</sup>**



10kg



10kg

Smaller version of Still Life Table model 220.  
 Size of panel: 150 x 78cm.  
 Distance from floor to flat surface: 70cm.  
 Height with back in vertical position: 157cm.  
 Adjustable tilting back and adjustable front legs.

**MINI STILL LIFE TABLE WITHOUT COVER 320PSL <sup>B</sup>** Not illustrated

Same as 320, without perspex cover.

**PERSPEX COVER FOR MINI STILL LIFE TABLE 320PX <sup>B</sup>** Not illustrated

White, translucent perspex cover for back or front lighting.  
 Size of panel: 150 x 78cm.



Adjustable tilting back



Easy tool-free assembly.

A modular system of tubes and clamps that can be combined together to provide a very fast and re-usable structure to support or suspend all or part of the subject that you are shooting.

Extreme flexibility and ease of assembly thanks to the choice between two fixture systems - permanent mounting using nuts and bolts, or temporary mounting using locking levers, which require no tools.

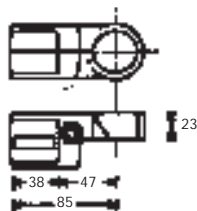
Clamps are available only in black.

The tubes, made of lightweight high resistance aluminium alloy, are available black or silver anodised.

Tubes measure 35mm in diameter and are available in four different lengths: 50, 100, 150 and 200cm.

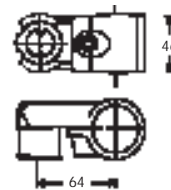
A separate tube cutter is also available to adapt the standard lengths to your specific needs.





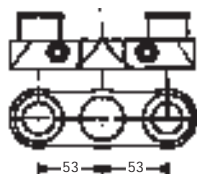
### BASIC CLAMPS MT001

Used to connect tubes at a right angle.



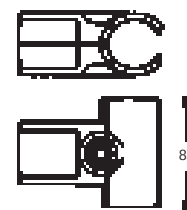
### VARIABLE ANGLE CLAMP MT002

Used in conjunction with MT001 to create a structural pivot.



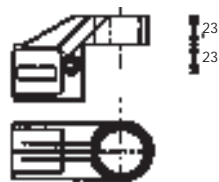
### DOUBLE VARIABLE ANGLE CLAMP MT003

Used in conjunction with two MT001, to bridge one structural pivot into two.



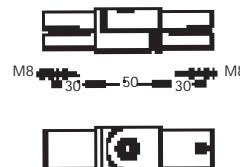
### “T” CLAMP MT004

Used like MT001, when a stronger connection is required.



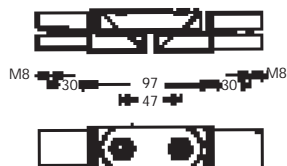
### RIGHT ANGLE CLAMP MT005

Used to connect a third or fourth crossing tube on the same axis.



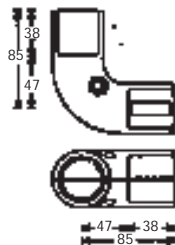
### ARTICULATED JOINT 180° MT045

Two tubes can be fixed at any angle from 90° to +90°.



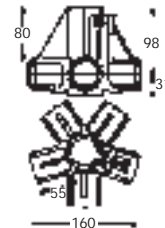
### ARTICULATED JOINT 360° MT046

Joins two tubes at any angle from 180° to +180°.



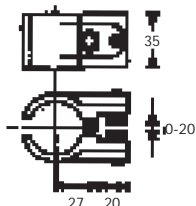
### 90° CURVED CLAMP MT029

Joins two tubes at 90° to each other.



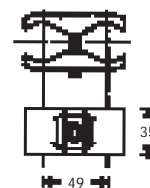
### FIVE-WAY BASE CLAMP MT056

Joins upto five tubes on the same plane at 72° to each other, plus one tube on the perpendicular plane.



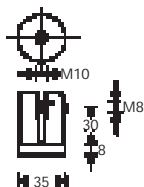
### PANEL CLAMP MT013

Used to clamp large panels.



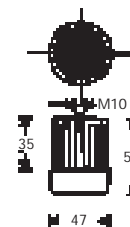
### PARALLEL CLAMP MT014

Used to clamp two tubes in parallel.



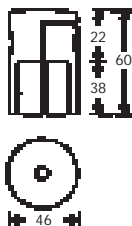
### FOOT ADAPTER MT021

Expands and locks into tubes enabling the connection of various accessories (MT022, MT023, MT027, etc.).



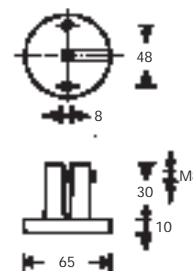
### ADJUSTABLE FOOT MT022

Must be connected with MT021.



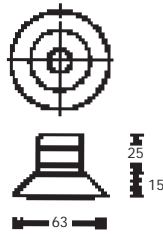
### WALL TO WALL ADAPTER MT024

Used to fix tubes from wall to wall.



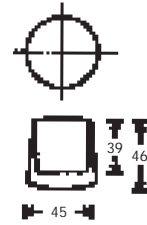
### LARGE FOOT ADAPTER MT036

Used to fix a tube to wall or floor.



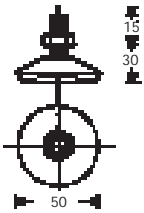
**RUBBER TUBE FOOT MT015**

Set of 2.



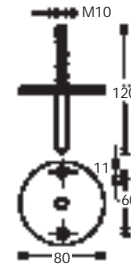
**RUBBER TUBE COVER MT016**

Set of 2.



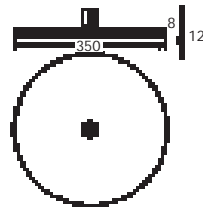
**DISK FOOT MT030**

Must be connected with MT021 or MT025.



**OUTDOOR SPIKE MT023**

Must be connected with MT021 or MT025.



**DISK BASE MT065**

Base plate for added stability.



**WHEEL SET 103**

Ø: 80mm without brakes, with M10 attachment.  
Set of three.



**WHEEL SET 104G**

Ø: 100mm without brakes, with M10 attachment.  
Set of three.



**WHEEL SET 104**

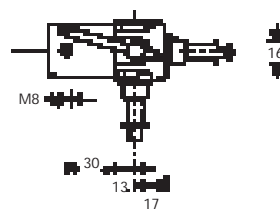
Wheel set Ø: 75mm with brakes and M10 attachment.  
Set of three.





**RUBBER SUCKER MT034**

Used to support smooth panels/glass above horizontal tubes.  
Can be used as a foot below horizontal tubes (set of 2).



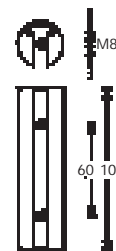
**16MM SOCKET MT025**

Used to mount standard 16mm light fixtures.



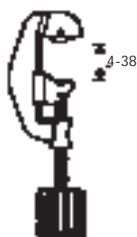
**TUBE END PLUG MT017**

Closes the ends of tubes.  
Not suitable for use as a foot (set of 2).



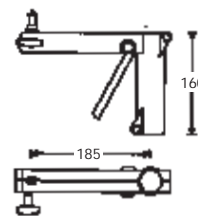
**TUBE CONNECTOR MT020**

Used to connect two tubes end to end.



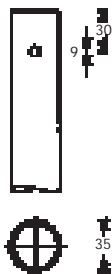
**TUBE CUTTER MT018**

Cut multiclamp tubing to the exact length you need for made-to-measure structures.



**SLIDING SUPPORT ARM 231ARM**

Quick release arm, used to mount standard 16mm light fixtures, attachments 16mm female and Spigot 013 (16mm male and 1/4" - 3/8" screws).

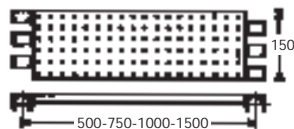


**50CM LONG ALUMINIUM TUBE MT105 B**

**100CM LONG ALUMINIUM TUBE MT110 B**

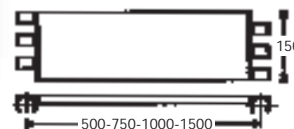
**150CM LONG ALUMINIUM TUBE MT115 B**

**200CM LONG ALUMINIUM TUBE MT120 B**



**PANEL WITH HOLES MT007**

These panels have plastic clips at either end which grip onto tubes to allow the creation of continuous planes (non-walkable) for use as shelves, supports or narrow walls.  
Length: 500mm.



**PANEL MT007P**

Same as MT007, without holes.  
Length: 500mm.

**PANEL WITH HOLES MT008** Not illustrated

Length: 750mm.

**PANEL MT008P** Not illustrated

Length: 750mm.

**PANEL WITH HOLES MT009** Not illustrated

Length: 1000mm.

**PANEL MT009P** Not illustrated

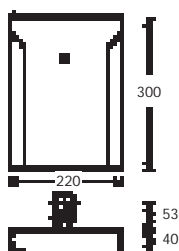
Length: 1000mm.

**PANEL WITH HOLES MT011** Not illustrated

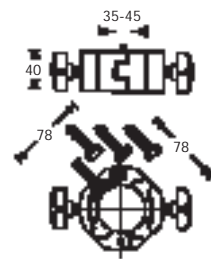
Length: 1500mm.

**PANEL MT011P** Not illustrated

Length: 1500mm.



**BROCHURE HOLDER MT062**



**AUTOPOLE TO MULTITUBE ADAPTER MT052**

Used in conjunction with MT021 to connect multitube with 40-45mm tubes.